

SOCIAL

What is Social?

Social is a posting platform that allows you to post, schedule and manage your posts; all in one place.

What features does Social offer?

- We will create and **Schedule Posts** to your **Facebook, Twitter, Google+, and LinkedIn**.
- Get a detailed look at the Engagement, Post Reach and Fan Demographics with the **Stats**.
- Not sure what to post? Find content tailored to your business with the **Library**.
- Find potential connections and new clients on Twitter with the **Keyword Search**.

How is it done?

Before we can begin posting on your behalf, we need a little information:

- **Which networks would you like us to post to?**
- **What messages and content do you want us to push out on your behalf?**
- **Are there special details that you need us to know?**
- **Do you have an event calendar?**

What will we do?

- **Set up and design your Facebook, Twitter, and Google+ pages.**
 - We set up and design your Facebook, Twitter and Google+ pages.
 - We can also schedule posts to your LinkedIn account or LinkedIn company page.
- **Setup and Training on the Social Dashboard**
 - We train you on the dashboard we will use to create content for your Social Networks.
- **Scheduled posts and content**
 - We schedule weekly posts to send to your Likes and Followers.
 - We will create and write up to 12 posts a month to your networks
- **Training on the Social Dashboard**

In Conclusion

The Social Dashboard is a fantastic tool for bringing your social networks together in one place. Your presence on social media is just as important as your website!

I JUST BOUGHT A SOCIAL PACKAGE ... WHAT'S NEXT?

Step 1

What Your Sales Expert Will Do

- Your Sales Expert will submit an order for your Social Dashboard to the fulfillment team and a Fulfillment Account Manager will reach out to you.

Step 2

What Your Fulfillment Account Manager Will Do

- Your Fulfillment Account Manager will reach out to you within 24-48 hours after the fulfillment team gets the order from your Sales Expert to schedule a kick-off call.
- During the fulfillment kick-off call, the fulfillment team will verify all of the information they received from your Sales Expert and go over all of the questions and information they need to start your product.
- During this time, they will also give you expectations on next steps, turnaround times, and anything else you may need to know while they get everything setup.

Step 3

What You Need to Prepare

- The fulfillment team will be asking you about your current social media focus to see how we can better optimize it for your Social Networks.
- They will be ask you about posting the content, products and services you're most interested in showcasing on your social networks.
- They will be asking you about the design elements of your pages. How would you like your pages to look?
- They will be asking for admin access and login information (if you have any existing social media accounts they will be taking over). Please have this information handy or be available next to a computer so they can handle this all over the phone.

I JUST SOLD A SOCIAL PACKAGE... WHAT'S NEXT?

Step 1

Sales Expert's Responsibilities

- After a sale is made and an order is inputted into the CRM, an Account Manager is assigned to the account. They schedule a kick-off call and walk the customer through the entire setup process with fulfillment.
- The following information needed for the CRM:
 - Contact Info
 - Main Business Contact Person
 - Alt Business Contact Person
 - Main Business Contact Phone
 - Alt Business Contact Phone
 - Contact Email Address
 - Business Info
 - Business Name
 - Business Address
 - Business Phone
 - Mobile Phone (if applicable)
 - Toll Free Phone (if applicable)
 - Fax Number (if applicable)
 - Website URL (if applicable)
 - Social Media Links (if applicable)
 - Sales Info
 - Package Name
 - Package Price (fulfillment will have the proposal on file already)
 - Duration of Agreement
 - Date of Sale
 - Sales Representative First & Last Name
 - Sale Representative Phone
 - Sales Representative Email

Step 2

Digital Fulfillment Account Manager's Responsibilities

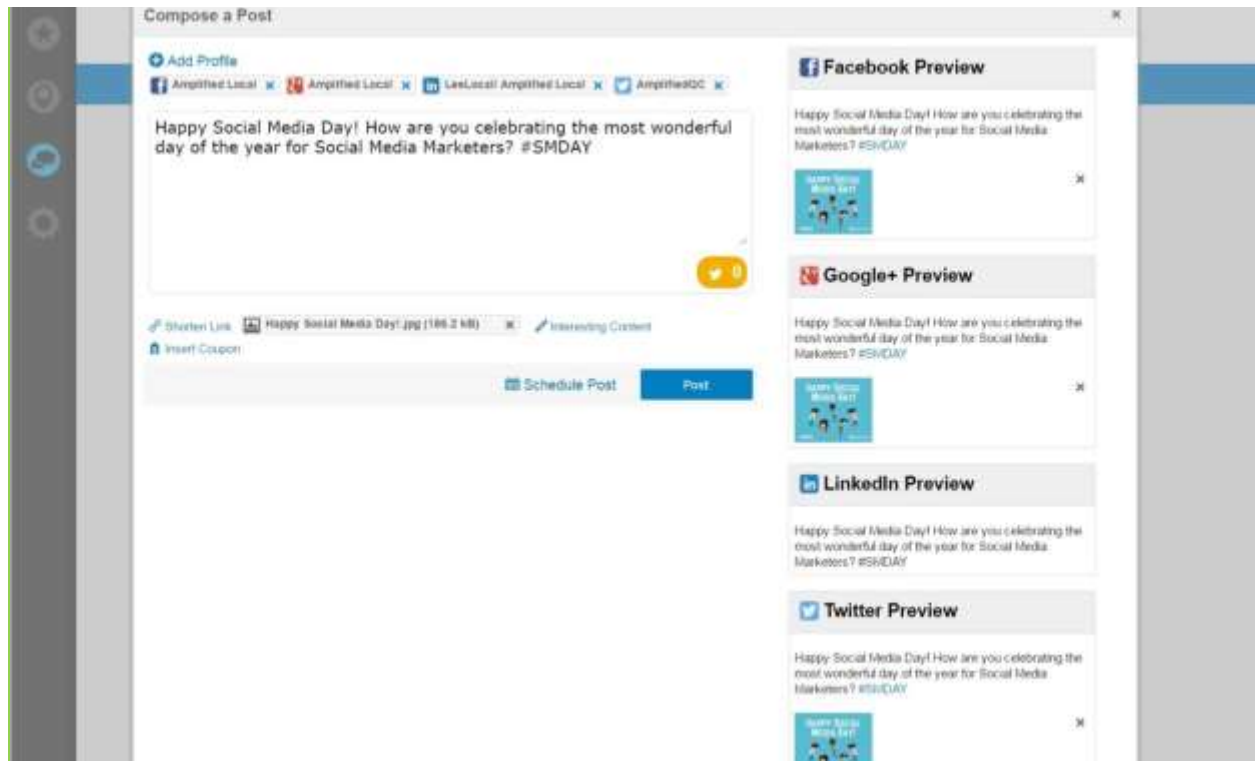
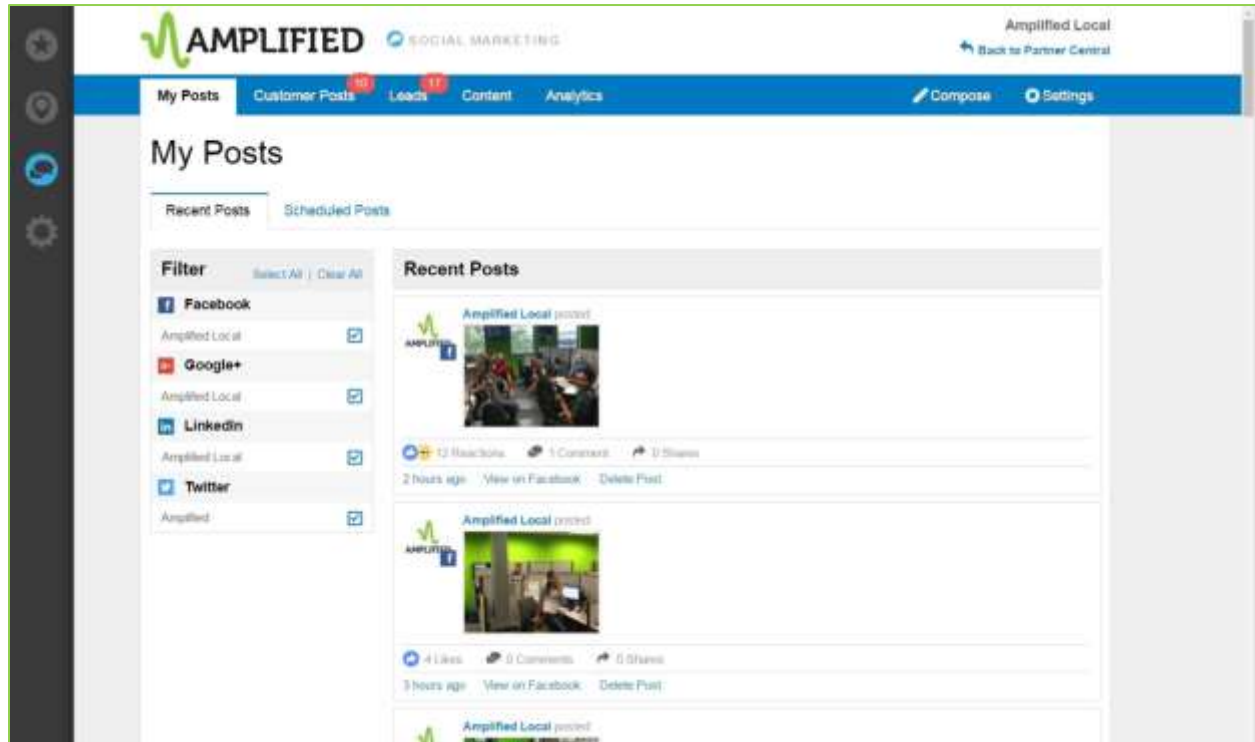
- Once your order is received the fulfillment account manager will reach out to the customer within 24-48 hours to setup the kick-off call.
- The fulfillment account manager will gather all of the information needed to start on the customer's campaign.
- They will copy you on all communications when the call is complete.
 - If they were unable to gather information during the time of the call.
 - All proofing after the account have been distributed for fulfillment.

Step 3

Going Forward

- Once the program has been setup and is running, the fulfillment team will monitor the campaign for optimal performance and will copy you on all communications and proofs.
- Reporting can be pulled upon request
- All updates and inquiries can be submitted to support@amplifiedlocal.com

EXAMPLES



AMPLIFIED SOCIAL MARKETING Amplified Local
[Back to Partner Central](#)

My Posts **Customer Posts** Leads Content Analytics [Compose](#) [Settings](#)

Customer Posts

Filter [Select All](#) | [Clear All](#)

Facebook

Amplified Local

Google+

Amplified Local

LinkedIn

Amplified Local

Twitter

Amplified

Action Filter


Awaiting Response

Responded To

Dismissed

Recent Activity

Amplified Local posted



3 hours ago [View on Facebook](#) [Delete Post](#)

Justin Walker (@jwalker) liked your post


2 hours ago [Delete Comment](#)

Amplified Local

[Insert Response](#) [Comment](#) [Cancel](#)

Amplified Local posted

How many of these trends have you spotted?



4 days ago [View on Facebook](#) [Delete Post](#)

AMPLIFIED SOCIAL MARKETING Amplified Local
[Back to Partner Central](#)

My Posts **Customer Posts** **Leads** Content Analytics [Compose](#) [Settings](#)

[Manage Responses](#) [Manage Lead Searches](#)

Leads

Filter [Select All](#) | [Clear All](#)

Lead Searches

Marketing + Social Media - Sales within 25mi of Davenport, US

Social Media within 25mi of Davenport, US

Social within 35mi of Davenport, US

Lead Results

Potential Leads

Replied To

Dismissed

Archived

Recent Leads

Skellington Manor (@SKManorRI) tweeted about Social within 25mi of Davenport, US

6 Tips for Sharing Your Wedding on Social or Keeping it Private <https://t.co/TbXXLzVsh>

an hour ago [View on Twitter](#)

AmplifiedGC 128

@SKManorRI

[Insert Response](#) [Reply](#) [Cancel](#)

Erin Seagham (@erincap) tweeted about Social within 25mi of Davenport, US

A2: Lots of tools that are incorporating the social aspect, some don't need/want the 'traditional' #ESN anymore. #esnchat

3 hours ago [View on Twitter](#)


AmplifiedGC 131

@erincap

[Insert Response](#) [Reply](#) [Cancel](#)

Putnam Museum (@PutnamMuseum) tweeted about Social within 25mi of Davenport, US

Share a fun moment at the Putnam on social media! 1. Tag @PutnamMuseum 2. #sunday #putnam See more info on Facebook! <https://t.co/mdXZXPESIV>



The screenshot displays the AMPLIFIED Social Marketing interface. At the top, the AMPLIFIED logo and 'SOCIAL MARKETING' are visible. The user is logged in as 'Amplified Local' with a 'Back to Partner Central' link. The navigation bar includes 'My Posts', 'Customer Posts' (with a red notification badge '10'), 'Leads' (with a red notification badge '17'), 'Content', and 'Analytics'. Action buttons for 'Compose' and 'Settings' are also present.

The main section is titled 'Content' and includes a 'Manage Content Searches' button. On the left, there is a 'Filter' sidebar with options for 'Content Categories' (where 'Social Media Info' is selected) and 'Content Searches'. The main area displays 'Recent Content Results' with three entries:

- 5 Free Ways to Build Your Personal Brand on LinkedIn**
From: Social Media Examiner · By: Alexandra Rymer · Categories: Social Media Info
Do you want to build your visibility on LinkedIn? Wondering which LinkedIn features can help? LinkedIn can help you build a professional presence that showcases your work to the people you most want to connect with. In this article, you'll discover five free ways to help you build a personal brand on LinkedIn. #1. Optimize [...] This post 5 Free Ways to Build Your Personal Brand on LinkedIn first appeared on [...] Your Guide to the Social Media...
12 hours ago
[Republish](#)
- 3 Ways to Use Live Video for Small Businesses**
From: Social Media Examiner · By: Justin Lafferty · Categories: Social Media Info
Do you want to generate more interest for your business? Wondering if live video can help? Every day, businesses are using live video to connect with their customers in a uniquely personal way. In this article, you'll discover three ways small business owners are using live video to market their products and services. Why Live [...] This post 3 Ways to Use Live Video for Small Businesses first appeared on [...] Your Guide to the Social Media...
a day ago
[Republish](#)
- How to Create a Worthwhile Instagram Contest**
From: Sprout Social · By: Christopher Jackson · Categories: Social Media Info
An Instagram contest is a great way to get more followers, build an engaged audience and grow your brand. However, if you're not careful, Read more... This post How to Create a Worthwhile Instagram Contest originally appeared on Sprout Social
2 days ago